
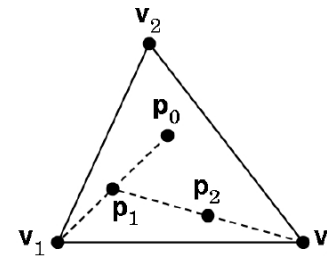


Graphics Programming

514780
2018년 가을학기
9/20/2018
단국대학교 박경신

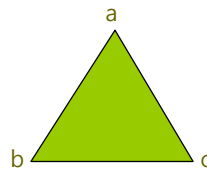
Sierpinski Gasket

- A sample problem of drawing of the Sierpinski gasket
 1. Pick an initial point at random inside the triangle, P0
 2. Select one of the 3 vertices at random, v1
 3. Find the point halfway, P1
 4. Display this new point
 5. Replace the initial point with this new point
 6. Return to step 2

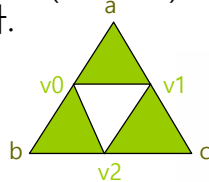


Sierpinski Gasket (2D)

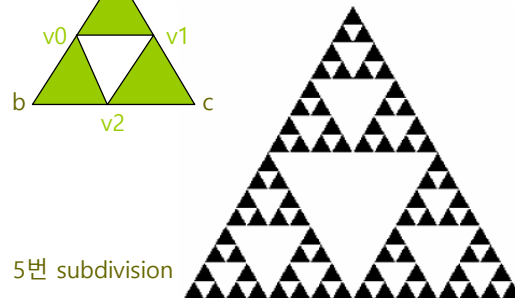
- 삼각형에서 시작한다.



- 삼각형 각 변의 이등분선(bisector)을 연결하고, 중앙의 작은 삼각형을 지운다.



- 반복 (Repeat)



5번 subdivision

Sierpinski Gasket (2D)

```

/* recursive subdivision of triangle to form Sierpinski gasket*/
#include "Angel.h"
/* initial triangle */
vec2 v[3]={vec2(-1.0, -0.58), vec2(1.0, -0.58), vec2(0.0, 1.15)};
const int NumTimesToSubdivide = 5;
const int NumTriangles = 243; // 3^5
const int NumVertices = 3 * NumTriangles;
vec2 points[NumVertices];
int Index = 0;

void triangle(vec2& a, vec2& b, vec2& c)
{ /* specify one triangle */
  points[Index++] = a;
  points[Index++] = b;
  points[Index++] = c;
}


void divide_triangle(vec2& a, vec2& b, vec2& c, int count)
{ /* triangle subdivision using vertex numbers */
  if(count>0)
  {
    vec2 v0=(a+b)/2;
    vec2 v1=(a+c)/2;
    vec2 v2=(b+c)/2;
    divide_triangle(a, v0, v1, count-1);
    divide_triangle(c, v1, v2, count-1);
    divide_triangle(b, v2, v0, count-1);
  }
  else triangle(a,b,c); /* draw triangle at end of recursion */
}

void display()
{
  glClear(GL_COLOR_BUFFER_BIT);
  glDrawArrays(GL_TRIANGLES, 0, NumVertices);
  glFlush();
}

void init()
{
  divide_triangle(v[0], v[1], v[2], NumTimesToSubdivide);
  // VAO & VBO .. 중간생략
  // init the vertex position attribute from the vertex shader
  GLuint loc = glGetAttribLocation(program, "vPosition");
  glEnableAttribPointer(loc, 2, GL_FLOAT, GL_FALSE, 0, 0);
  glClearColor (1.0, 1.0, 1.0, 1.0);
}

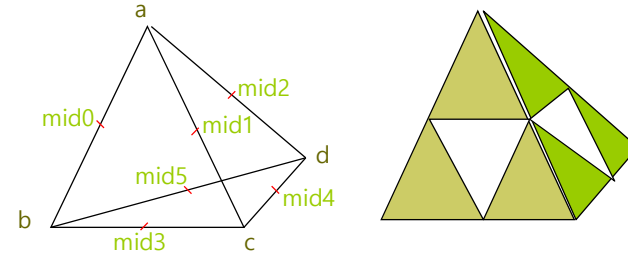
int main(int argc, char **argv)
{
  glutInit(&argc, argv);
  glutInitDisplayMode(GLUT_SINGLE | GLUT_RGB);
  glutInitWindowSize(500, 500);
  glutCreateWindow("Sierpinski Gasket");
  glewInit();
  init();
  glutDisplayFunc(display);
  glutMainLoop();
}
    
```

3D Gasket



3D Gasket

□ 3D Gasket은 각각의 4면에서 subdivision을 한다.



□ 사면체 (solid tetrahedron) 내부의 작은 사면체를 지운다.

3D Gasket

```

/* recursive subdivision of a tetrahedron to form 3D
Sierpinski gasket */
#include "Angle.h"
/* initial tetrahedron */
vec3 v[4]=(vec3(0.0, 0.0, -1.0), vec3(0.0, 0.9428, 0.3333),
vec3(-0.8165, -0.4714, 0.3333), vec3(0.8165, -0.4714, 0.3333));
vec3 base[4] = {vec3(1, 0, 0), vec3(0, 1, 0),
vec3(0, 0, 1), vec3(0, 0, 0)};
const int NumTimesToSubdivide = 5;
const int NumTetrahedrons = 1024; // 4^5
const int NumTriangles = 4*NumTetrahedrons;
const int NumVertices = 3 * NumTriangles;
vec3 points[numVertices];
vec3 colors[numVertices];
int Index = 0;

void triangle(vec3& a, vec3& b, vec3& c, int color)
{ /* specify one triangle */
  points[Index]=a; colors[Index]=base[color]; Index++;
  points[Index]=b; colors[Index]=base[color]; Index++;
  points[Index]=c; colors[Index]=base[color]; Index++;
}

void tetra(vec3& a, vec3& b, vec3& c, vec3& d)
{
  triangle(a, b, c, 0);
  triangle(a, c, d, 1);
  triangle(a, d, b, 2);
  triangle(b, d, c, 3);
}

void divide_tetra(vec3& a, vec3& b, vec3& c, vec3& d, int count)
{
  if(count>0)
  {
    /* compute six midpoints */
    vec3 v0 = (a+b)/2;
    vec3 v1 = (a+c)/2;
    vec3 v2 = (a+d)/2;
    vec3 v3 = (b+c)/2;
    vec3 v4 = (c+d)/2;
    vec3 v5 = (b+d)/2;

    /* create 4 tetrahedrons by subdivision */
    divide_tetra(a, v0, v1, v2, count-1);
    divide_tetra(v0, b, v3, v5, count-1);
    divide_tetra(v1, v3, c, v4, count-1);
    divide_tetra(v2, v4, d, v5, count-1);
  }
  else(tetra(a,b,c,d)); /* draw tetrahedron at end of recursion */
}

```

```

void display()
{
  glClear(GL_COLOR_BUFFER_BIT | GL_DEPTH_BUFFER_BIT);
  glDrawArrays(GL_TRIANGLES, 0, numVertices);
  glFlush();
}

void init()
{
  divide_tetra(v[0], v[1], v[2], v[3], NumTimesToSubdivide);
  // VAO & VBO .. 중간생략
  // init the vertex position attribute from the vertex shader
  GLuint loc = glGetAttribLocation(program, "vPosition");
  glEnableAttribPointer(loc, 3, GL_FLOAT, GL_FALSE, 0, BUFFER_OFFSET(0));
  // init the vertex color attribute from the vertex shader
  GLuint col = glGetAttribLocation(program, "vColor");
  glEnableAttribPointer(col, 3, GL_FLOAT, GL_FALSE, 0, BUFFER_OFFSET(sizeof(points)));
  glEnable(GL_DEPTH_TEST);
  glClearColor(1.0, 1.0, 1.0, 1.0);
}

int main(int argc, char **argv)
{
  glutInit(&argc, argv);
  glutInitDisplayMode(GLUT_SINGLE | GLUT_RGB | GLUT_DEPTH);
  glutInitWindowSize(500, 500);
  glutCreateWindow("3D Gasket");
  glewInit();
  init();
  glutDisplayFunc(display);
  glutMainLoop();
}

```

Z-buffer algorithm 사용

Using the Z-buffer

- 은면 제거 (Hidden surface removal)
 - 깊이 버퍼 (Z-buffer, depth buffer) 알고리즘
 - 픽셀 단위로 기하객체(geometry)의 z (깊이) 값이 가장 작은 평면의 값을 그린다. 픽셀당 깊이 정보 (depth value)를 저장하는 깊이 버퍼가 필요함
- Z-buffer 알고리즘
 - 깊이 버퍼를 초기화
 - `glutInitDisplayMode(GLUT_SINGLE | GLUT_RGB | GLUT_DEPTH)`
 - 깊이 정보 테스트 활성화
 - `glEnable(GL_DEPTH_TEST);`
 - display callback에서 깊이 버퍼를 지움
 - `glClear(GL_COLOR_BUFFER_BIT | GL_DEPTH_BUFFER_BIT)`

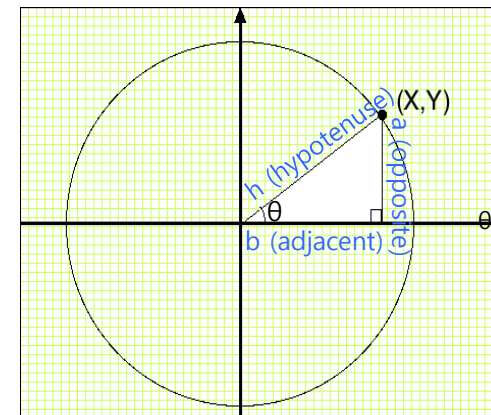
Geometric Primitives

Angles, Degrees, and Radians

- 일반적인 math library 함수는 radians을 사용함
- $360 \text{ degrees} (^{\circ}) = 1 \text{ full circle} = 2 \pi \text{ radians}$
- $1 \text{ radian} = 180.0/\pi \text{ degree} \approx 57.29578 \text{ degree}$
or $1 \text{ degree} = \pi/180.0 \text{ radian} \approx 0.01745329 \text{ radian}$

```
#ifndef M_PI
#define M_PI 3.141592654f
#endif
#define DegreesToRadians(degree) ((degree) * (M_PI / 180.0f))
#define RadiansToDegrees(radian) ((radian) * (180.0f / M_PI))
```

Trigonometry



- $\sin\theta = a/h$
- $\cos\theta = b/h$
- $\tan\theta = a/b$
- $b = h \cdot \cos\theta$
- $a = h \cdot \sin\theta$
- $x^2 + y^2 = 1$
- $x = \cos\theta$
- $y = \sin\theta$
- $y/x = \sin\theta/\cos\theta = \tan\theta$
- $x = \text{distance} \cdot \cos\theta$
- $y = \text{distance} \cdot \sin\theta$

Trigonometry

- Multiplicative inverse:
 - $\csc\theta = 1/\sin\theta$
 - $\sec\theta = 1/\cos\theta$
 - $\cot\theta = 1/\tan\theta = \cos\theta/\sin\theta = x/y$
- Inverse:
 - $\arcsin(x) = \sin^{-1}(x)$
where $y = \arcsin(x)$ $x: [-1, 1] \rightarrow y: [-\pi/2, \pi/2]$
 - $\arccos(x) = \cos^{-1}(x)$
where $y = \arccos(x)$ $x: [-1, 1] \rightarrow y: [0, \pi]$
 - $\arctan(x) = \tan^{-1}(x)$
where $y = \arctan(x)$ $x: [-\infty, \infty] \rightarrow y: [-\pi/2, \pi/2]$

Trigonometric Identity

- $\sin^2\theta + \cos^2\theta = 1$
 - $1 + \tan^2\theta = \sec^2\theta$
 - $1 + \cot^2\theta = \csc^2\theta$
- $\sin(\pi/2 - \theta) = \cos\theta$
 - $\cos(\pi/2 - \theta) = \sin\theta$
 - $\tan(\pi/2 - \theta) = \cot\theta$
- $\sin(x+y) = \sin x \cos y + \cos x \sin y$
 - $\sin(x-y) = \sin x \cos y - \cos x \sin y$
 - $\cos(x+y) = \cos x \cos y - \sin x \sin y$
 - $\cos(x-y) = \cos x \cos y + \sin x \sin y$
- $\sin 2\theta = 2\sin\theta\cos\theta$
 - $\cos 2\theta = \cos^2\theta - \sin^2\theta = 2\cos^2\theta - 1 = 1 - 2\sin^2\theta$

Law of Sines and Law of Cosines

- Law of sines

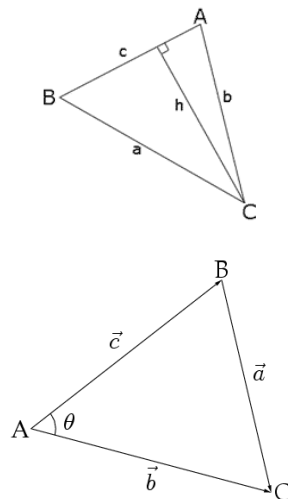
$$\frac{a}{\sin A} = \frac{b}{\sin B} = \frac{c}{\sin C}$$

- Law of cosines

$$a^2 = b^2 + c^2 - 2bc \cos A$$

$$b^2 = a^2 + c^2 - 2ac \cos B$$

$$c^2 = a^2 + b^2 - 2ab \cos C$$



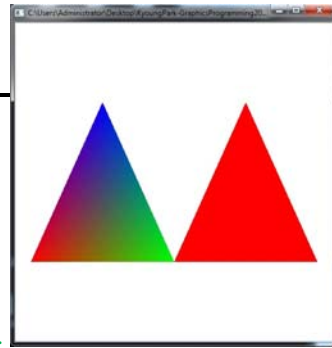
Geometric Primitives

- 가상의 물체를 표현하는데 있어 가장 기본이 되는 요소
- 실시간 그래픽스에서는 주로 단순한 형태의 표현방법인 선형 프리미티브 (Linear Primitives)를 사용
 - Point
 - Line, Line Segment, Ray
 - Sphere, Cylinder, Cone
 - Cube (Box)
 - Triangle
 - Polygon, ...
- OpenGL 에서의 다각형에 대한 요구 사항
 - 선분들이 서로 교차하면 안됨
 - 볼록 다각형만 사용해야 함
 - 꼭지점들이 한 평면 상에 존재해야 함

2 Triangles

- Draw 2 triangles (using color buffer or not)
 - GL_TRIANGLES

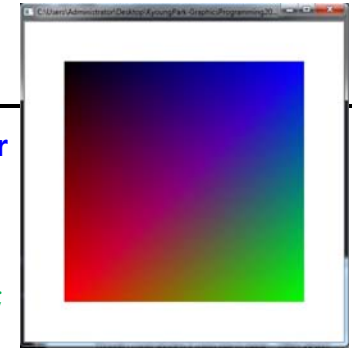
```
void setTriangles()
{
    std::vector<glm::vec4> vertexColors;
    std::vector<glm::vec4> vertexPositions;
    vertexColors.push_back(glm::vec4(1, 0, 0, 1)); // first triangle color
    vertexColors.push_back(glm::vec4(0, 1, 0, 1));
    vertexColors.push_back(glm::vec4(0, 0, 1, 1));
    vertexPositions.push_back(glm::vec4(-0.9, -0.5, 0, 1)); // first triangle
    vertexPositions.push_back(glm::vec4(0, -0.5, 0, 1));
    vertexPositions.push_back(glm::vec4(-0.45, 0.5, 1, 1));
    vertexPositions.push_back(glm::vec4(0, -0.5, 0, 1)); // second triangle
    vertexPositions.push_back(glm::vec4(0.9, -0.5, 0, 1));
    vertexPositions.push_back(glm::vec4(0.45, 0.5, 1, 1));
}
```



Square

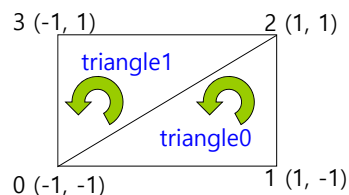
- Draw a square using **Index Buffer** & **glDrawElements(...)**
 - GL_LINE_LOOP & GL_TRIANGLES

```
void setSquare() {
    unsigned int Indices[6] = { 0, 1, 2, 0, 2, 3 };
    std::vector<glm::vec4> vertexColors;
    std::vector<glm::vec4> vertexPositions;
    vertexColors.push_back(glm::vec4(1, 0, 0, 1)); // square vertex color
    vertexColors.push_back(glm::vec4(0, 1, 0, 1));
    vertexColors.push_back(glm::vec4(0, 0, 1, 1));
    vertexColors.push_back(glm::vec4(0, 0, 0, 1));
    vertexPositions.push_back(glm::vec4(-0.75, -0.75, 0, 1)); // position
    vertexPositions.push_back(glm::vec4(0.75, -0.75, 0, 1));
    vertexPositions.push_back(glm::vec4(0.75, 0.75, 1, 1));
    vertexPositions.push_back(glm::vec4(-0.75, 0.75, 0, 1));
}
glDrawElements(GL_TRIANGLES, 6, GL_UNSIGNED_INT, 0);
```



Square

- Draw a square (2 triangles) using Vertex buffer



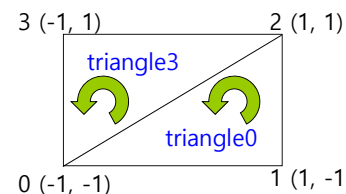
Vertex buffer	
0	(-1, -1) first=0
1	(1, -1)
2	(1, 1)
3	(-1, 1)
4	(1, 1)
5	(-1, 1)

count=6

```
glDrawArrays(GL_TRIANGLES, 0, 6);
```

Square

- Draw a square (2 triangles) using Vertex buffer & Index buffer



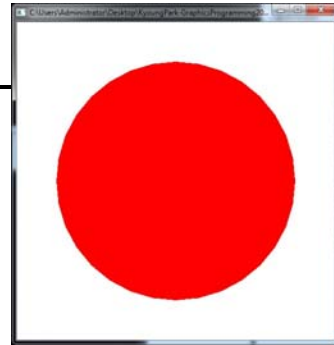
Index buffer	Vertex buffer
0	0 (-1, -1)
1	1 (1, -1)
2	2 (1, 1)
3	0 (-1, 1)
4	2 (1, 1)
5	3 (-1, 1)

count=6

```
glDrawElements(GL_TRIANGLES, 6, GL_UNSIGNED_INT, 0);
```

Circle

- Draw a wireframe circle
 - GL_LINE_LOOP
- Draw a solid circle
 - GL_TRIANGLE_FAN

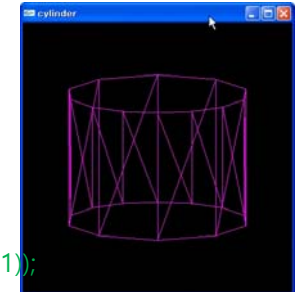


```
std::vector<glm::vec4> circleVertices;
void setCircle(float radius, int step)
{
    float x, y, theta;
    theta = (float) (2*M_PI/step);
    for (int i=0; i<step; i++) {
        x = radius * cos(theta * i);
        y = radius * sin(theta * i);
        circleVertices.push_back(glm::vec4(x, y, 0, 1));
    }
}
```

Cylinder

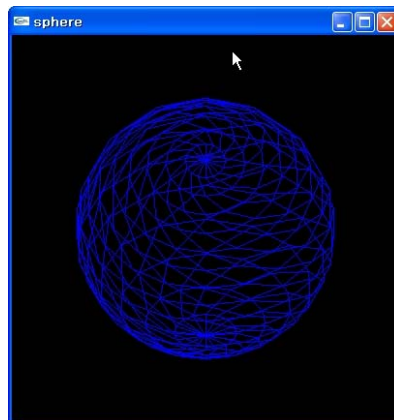
- Draw a wireframe cylinder
 - glPolygonMode(GL_FRONT_AND_BACK, GL_LINE)
- Draw a solid cylinder
 - glPolygonMode(GL_FRONT_AND_BACK, GL_FILL)

```
std::vector<glm::vec4> cylinderVertices;
void setCylinder(float h, float r, int step)
{
    float theta = (float) (2*M_PI/step);
    for (int i=0; i<=step; i++) {
        float x = r * cos(theta * i);
        float y = -h/2;
        float z = r * sin(theta * i);
        cylinderVertices.push_back(glm::vec4(x, y, z, 1));
        y = h/2;
        cylinderVertices.push_back(glm::vec4(x, y, z, 1));
    }
}
```




Sphere

- Draw a wireframe sphere
 - GL_LINE_STRIP
- Draw a solid sphere
 - GL_TRIANGLE_STRIP



Sphere

```
std::vector<glm::vec4> sphereVertices;
void drawSphere(float radius, int stacks, int slices)
{
    float lonstep = M_PI/stacks; float latstep = M_PI/slices;
    for (lon = 0.0; lon<=2*M_PI; lon+= (lonstep)) {
        for (lat=0.0; lat<=M_PI+latstep; lat += (latstep)) {
            x = cosf(lon)*sinf(lat)*radius;
            y = sinf(lon)*sinf(lat)*radius;
            z = cosf(lat)*radius;
            sphereVertices.push_back(glm::vec4(x, y, z, 1));
            x = cosf(lon+lonstep)*sinf(lat)*radius;
            y = sinf(lon+lonstep)*sinf(lat)*radius;
            z = cosf(lat)*radius;
            sphereVertices.push_back(glm::vec4(x, y, z, 1));
        }
    }
}
```



경도(lon) 위도(lat)

$$x = \cos\varphi * \cos\theta$$

$$y = \sin\theta$$

$$z = \sin\varphi * \cos\theta$$

where $0 \leq \varphi \leq 2\pi, -\pi/2 \leq \theta \leq \pi/2$

Cube

- Draw a wireframe cube
 - GL_LINE_LOOP
- Draw a solid cube
 - GL_TRIANGLES

