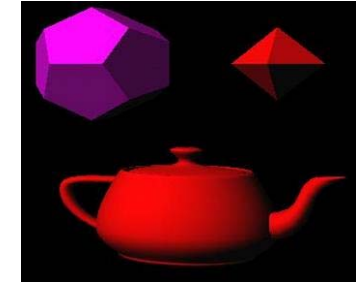
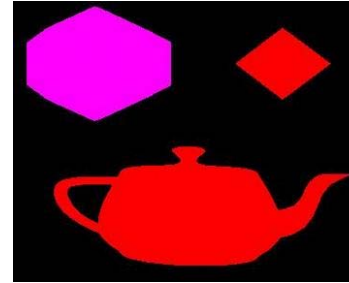


Lighting

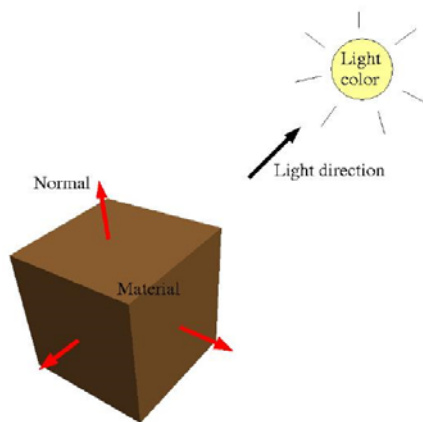
Fall 2021
11/9/2021
Kyoung Shin Park
Computer Engineering
Dankook University

OpenGL Lighting

- OpenGL Lighting
 - Light source
 - Materials
 - Surface normals

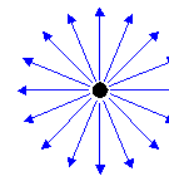


OpenGL Lighting



OpenGL Lighting

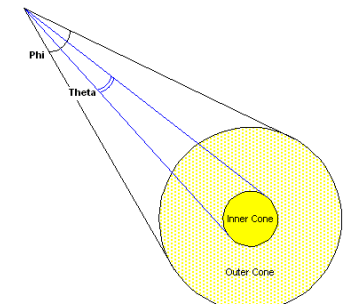
- OpenGL light source
 - Ambient lights
 - Point lights
 - Directional lights
 - Spot lights



Point light



Directional light



Spot light

OpenGL Light Sources

- Light sources has a **position** and **color** (ambient/diffuse/specular).
- The **intensity** of the light source is determined by the intensity of the color.

```
struct lightSource {
    vec4 position;
    vec4 diffuse;
    vec4 specular;
    float constantAttenuation, linearAttenuation,
    quadraticAttenuation;
    float spotCutoff, spotExponent;
    vec3 spotDirection;
};
```

OpenGL Light Source Position

- Directional light(or infinite light) and Point light (or local light)
 - Directional light source has lights with the same direction.
 - Point light source is a light coming from a specific point in space.
 - If the 4th value of the position of the light source is 0, it is the directional light, and if it's 1, it is point light.
- GLSL 예제:

```
if (light0.position.w == 0.0) { // directional light
    attenuation = 1.0; // no attenuation
    lightDirection = normalize(vec3(light0.position));
}
else { // point or spot light (or other kind of light)
    ...
}
```

OpenGL Light Source Position

- The position of the light source is affected by the world transformation.
- It is recommended to specify the light source after the camera transformation, so that it can be defined in the world coordinate system.
- Light is also be moved by world transformation matrix, like objects.

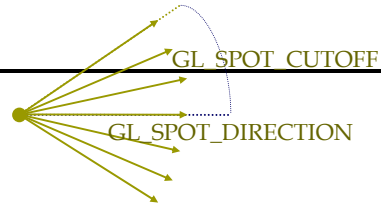
OpenGL Light Sources

- Light intensity attenuation according to distance
 - Physical attenuation: $I(P) = \frac{I(P_0)}{\|P - P_0\|^2}$
 - OpenGL attenuation:
 - Default a = 1, b = 0, c = 0 $I(P) = \frac{I(P_0)}{a + bd + cd^2}$

```
vec3 vertexToLightSource = vec3(light0.position - worldPosition);
float distance = length(vertexToLightSource);
lightDirection = normalize(vertexToLightSource);
attenuation = 1.0 / (light0.constantAttenuation
    + light0.linearAttenuation * distance
    + light0.quadraticAttenuation * distance * distance);
```

OpenGL Light Sources

- Spot light source
 - Spot light direction
 - Spot light cutoff
 - Using a higher spot light exponent will result in more spot lights.



```
// continue from light attenuation..
if (light0.spotCutoff <= 90.0) { // spotlight
float clampedCosine
    = max(0.0, dot(lightDirection, normalize(light0.spotDirection)));
if (clampedCosine < cos(radians(light0.spotCutoff))) // outside of spotlight
    cone {
    attenuation = 0.0;
} else {
    attenuation = attenuation * pow(clampedCosine,light0.spotExponent);
}
```

OpenGL Multiple Lights

- In OpenGL, multiple light sources can be activated simultaneously by specifying GL_LIGHT0, GL_LIGHT1, ...
- Using too many lights can increase the amount of lighting computation and thus slow down rendering.


OpenGL Materials

- Material properties indicate how the surface reflects light.
- Material basically refers to the color of the surface.

```
struct material
{
    vec4 ambient;
    vec4 diffuse;
    vec4 specular;
    float shininess;
};
```

Example

- Teapot materials



OpenGL Light Color

- The light sources have color and intensity, and the default is white.
- The object color we see is determined by the interaction of light color and material color.
 - Light color refers to how much RGB light shines on an object.
 - Material color refers to how much RGB light is reflected off an object.
 - White light * red material = red
 - Red light * white material = red
 - Red light * blue material = black
 - Yellow light * cyan material = green

OpenGL Ambient/Diffuse/Specular Light

- The OpenGL lighting model considers three types of reflected light.
- **Ambient light:** Light that is reflected off other surfaces. Brightens the overall scene.
- **Diffuse light:** Light that is reflected equally in all directions on the surface. It is independent of the viewer's position.
- **Specular light:** Light that is strongly reflected in one direction on the surface. It is used for shiny surfaces.

OpenGL Ambient Light

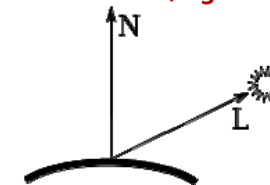
- Ambient light simulates indirect incoming light.
- It is assumed that light of constant brightness is spread evenly all over the place, regardless of the direction of the surface.
- The ambient light is specified by the ambient light color of the light source and the ambient light color of the material.

```
vec3 ambientLighting
= vec3(scene_ambient) * vec3(myaterial.ambient);
```

OpenGL Diffuse Light

- Diffuse light simulates light reflected equally in all directions on the surface.
- It is most common form and it is not dependent on the viewer's position.

```
vec3 diffuseReflection
= attenuation * vec3(light0.diffuse) * vec3(myaterial.diffuse)
* max(0.0, dot(normalDirection, lightDirection));
```

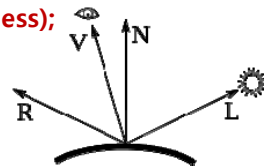


OpenGL Specular Light

- Specular light creates shiny highlights on the surface.
- Three properties of specular light:
 - Specular color of the material
 - Specular color of the light source
 - Shininess of the material – a high shininess creates a small area of highlight.

specularReflection

```
= attenuation * vec3(light0.specular) * vec3(myMaterial.specular) * pow(max(0.0, dot(reflect(-lightDirection, normalDirection), viewDirection)), myMaterial.shininess);
```

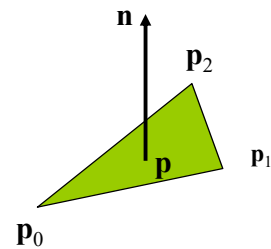
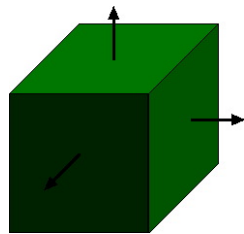


Surface Orientation

- To calculate how much light is reflected off a surface in lighting, we need to know in which direction the surface is facing.
- The surface orientation and light direction determine the brightness of the diffuse light.
- The surface orientation, light direction, and direction to the viewer determine the brightness of the specular light.

Surface Normal

- The surface orientation is defined by a normal vector perpendicular to the surface.
- The plane's normal vector must be a unit vector (the length of the unit vector is 1).

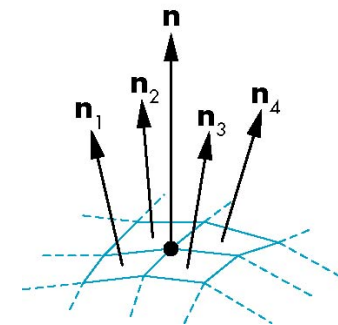


$$\mathbf{n} \cdot (\mathbf{p} - \mathbf{p}_0) = 0$$
$$\mathbf{n} = (\mathbf{p}_2 - \mathbf{p}_0) \times (\mathbf{p}_1 - \mathbf{p}_0)$$
$$\text{normalize } \mathbf{n} \leftarrow \mathbf{n} / |\mathbf{n}|$$

Vertex Normal

- Vertex normal
 - Average the value of the normal vectors of the adjacent faces that share the vertex.

$$\mathbf{n} = \frac{\mathbf{n}_1 + \mathbf{n}_2 + \mathbf{n}_3 + \mathbf{n}_4}{|\mathbf{n}_1 + \mathbf{n}_2 + \mathbf{n}_3 + \mathbf{n}_4|}$$



Normal to Sphere

- Implicit function of Sphere:

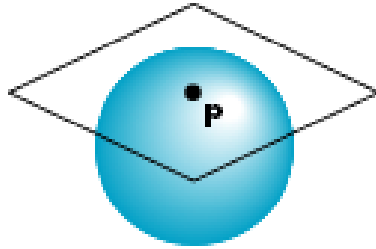
- $f(x,y,z)=0$

- Unit Sphere:

- $f(\mathbf{p})=\mathbf{p}\cdot\mathbf{p}-1 = 0$

- Sphere normal vector:

- $n = [\partial f/\partial x, \partial f/\partial y, \partial f/\partial z]^T = \mathbf{p}$



OpenGL Normal

- OpenGL's lighting calculation uses the normal vector of each vertex.

- Example:

```
// Vertex Positions
```

```
squareVertices.push_back(glm::vec3(-1.5f, -1.5f, 0.0f));
```

```
squareVertices.push_back(glm::vec3( 1.5f, -1.5f, 0.0f));
```

```
squareVertices.push_back(glm::vec3( 1.5f,  1.5f, 0.0f));
```

```
squareVertices.push_back(glm::vec3(-1.5f,  1.5f, 0.0f));
```

```
// Vertices Normals
```

```
squareNormals.push_back(glm::vec3(0.0f, 0.0f, 1.0f));
```

```
squareNormals.push_back(glm::vec3(0.0f, 0.0f, 1.0f));
```

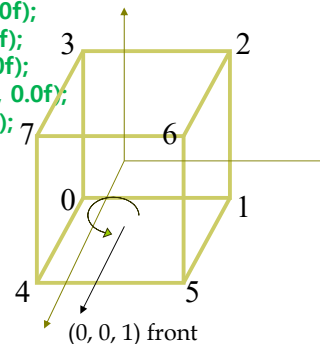
```
squareNormals.push_back(glm::vec3(0.0f, 0.0f, 1.0f));
```

```
squareNormals.push_back(glm::vec3(0.0f, 0.0f, 1.0f));
```

OpenGL Normal

- To draw the Shaded Cube.

```
glm::vec3 frontNormal = glm::vec3(0.0f, 0.0f, 1.0f);
glm::vec3 backNormal  = glm::vec3(0.0f, 0.0f, -1.0f);
glm::vec3 leftNormal  = glm::vec3(-1.0f, 0.0f, 0.0f);
glm::vec3 rightNormal = glm::vec3( 1.0f, 0.0f, 0.0f);
glm::vec3 bottomNormal = glm::vec3(0.0f, -1.0f, 0.0f);
glm::vec3 topNormal   = glm::vec3(0.0f,  1.0f, 0.0f);
```



OpenGL Normal

```
// Front face
```

```
vbo.addData(&glm::vec3(-size, -size, size), sizeof(glm::vec3));
```

```
vbo.addData(&frontNormal[0], sizeof(glm::vec3)); // vertex normal
```

```
vbo.addData(&glm::vec3( size, -size, size), sizeof(glm::vec3));
```

```
vbo.addData(&frontNormal[0], sizeof(glm::vec3)); // vertex normal
```

```
vbo.addData(&glm::vec3( size, size, size), sizeof(glm::vec3));
```

```
vbo.addData(&frontNormal[0], sizeof(glm::vec3)); // vertex normal
```

```
vbo.addData(&glm::vec3(-size, -size, size), sizeof(glm::vec3));
```

```
vbo.addData(&frontNormal[0], sizeof(glm::vec3)); // vertex normal
```

```
vbo.addData(&glm::vec3( size, size, size), sizeof(glm::vec3));
```

```
vbo.addData(&frontNormal[0], sizeof(glm::vec3)); // vertex normal
```

```
vbo.addData(&glm::vec3(-size, size, size), sizeof(glm::vec3));
```

```
vbo.addData(&frontNormal[0], sizeof(glm::vec3)); // vertex normal
```

