

Observer Pattern

514770-1

Fall 2020

9/29/2020

Kyoung Shin Park
Computer Engineering
Dankook University

Observer Pattern

- ❑ “Define a **one-to-many dependency** between objects so that when one object **changes state**, all its dependent are **notified** and **updated automatically**.”
- ❑ Subject represents the core (or independent) abstraction. Observer represents the variable (or dependent or optional or user interface) abstraction.
- ❑ This pattern is also referred to as **Publish-Subscribe Pattern** or **Dependent Pattern**.
- ❑ Let you define a subscription mechanism to notify multiple objects about any events that happen to the object they're observing.

Observer Pattern

□ Push Notification Service

■ News feed

- It is cumbersome to visit news sites to check for news everyday
- Rather, it is convenient to apply for a subscription service, and notify you of new news
- Mailing service like **Newneek**

■ Hotel wake-up call service

- You may have difficulty in getting up in the morning without an alarm or a wake-up call.
- It is desirable to receive a wake-up call or set an alarm at a specific time.

Observer Pattern

- ❑ GUI-based programming
 - UI Event handler
 - ❑ Continuous polling (where the button state is checked every frame) is a waste to see if the button is clicked.
 - ❑ When a **button click event occurs**, it is efficient to **push** the event to the program and **handle** it.
 - Multiple views of the same data
 - ❑ Suppose you have a **map** and a **table view** that contained the **same data**. Whenever the data changes, you want those changes to reflect immediately in the map and the table view without your intervention.
 - ❑ This is a recurring problem in GUI-based programming, so you want a design solution that can be re-used whenever the context arises.

Observer Pattern

- The observer pattern procedure
 - Differentiate between the core (or independent) functionality and the optional (or dependent) functionality
 - Model the independent functionality with the **Subject** abstraction
 - Model the dependent functionality with **Observer** hierarchy.
 - Observers **register** themselves with the Subject for changes in the data.
 - The Subject **notifies** to all registered Observers whenever the data changes.
 - The observers then **update**.

Observer Pattern

- Newsletter Publisher + Subscriber = Observer Pattern
 - Newsletter publisher is Subject (often called Publisher)
 - Subscriber is Observer (often called Subscriber)

The image shows a newsletter sign-up page for 'NEWNEEK'. The page has a white header with the logo 'NEWNEEK' on the left and a link '뉴닉이 정리한 이슈 보기' on the right. Below the header is a grey banner with the text '특보! 📣 우리가 시간이 없지, 세상이 안 궁금하냐!'. The main content area has an orange background. On the left, there is a sign-up form with fields for '이메일 주소' and '닉네임', a checkbox for '개인정보수집 및 이용약관에 동의합니다', and a '뉴스레터 구독하기' button. On the right, there is a cartoon illustration of a white hedgehog with black spines, holding a rolled-up newspaper.

NEWNEEK 뉴닉이 정리한 이슈 보기

특보! 📣 우리가 시간이 없지, 세상이 안 궁금하냐!

세상 돌아가는 소식, 알고는 싶지만 신문 볼 새 없이 바쁜 게 우리 탓은 아니잖아요!
뉴닉 뉴스레터를 구독하면 매일 아침마다 세상 돌아가는 소식을 메일로 보내드려요.

이메일 주소

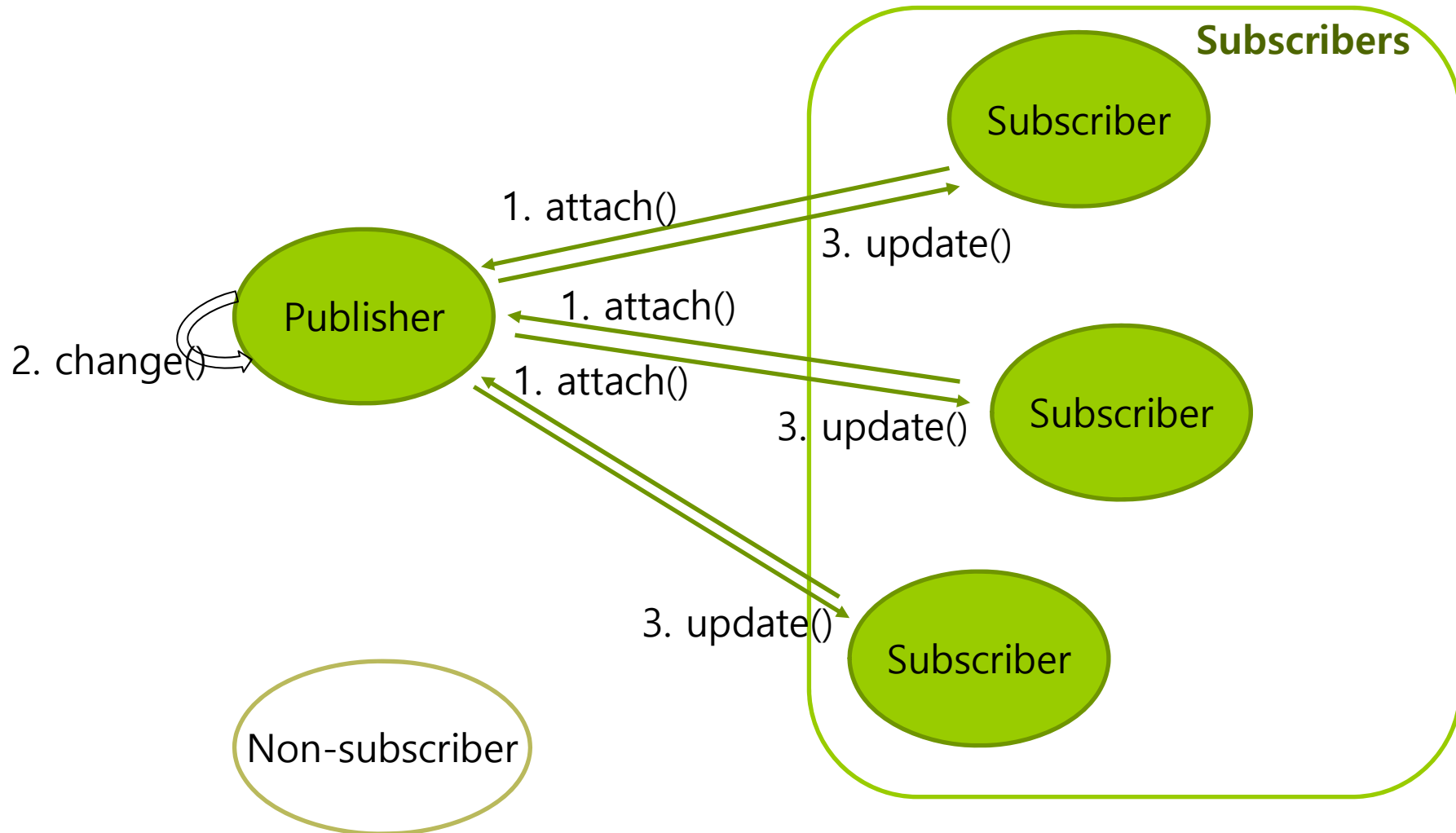
닉네임

개인정보수집 및 이용약관에 동의합니다

뉴스레터 구독하기

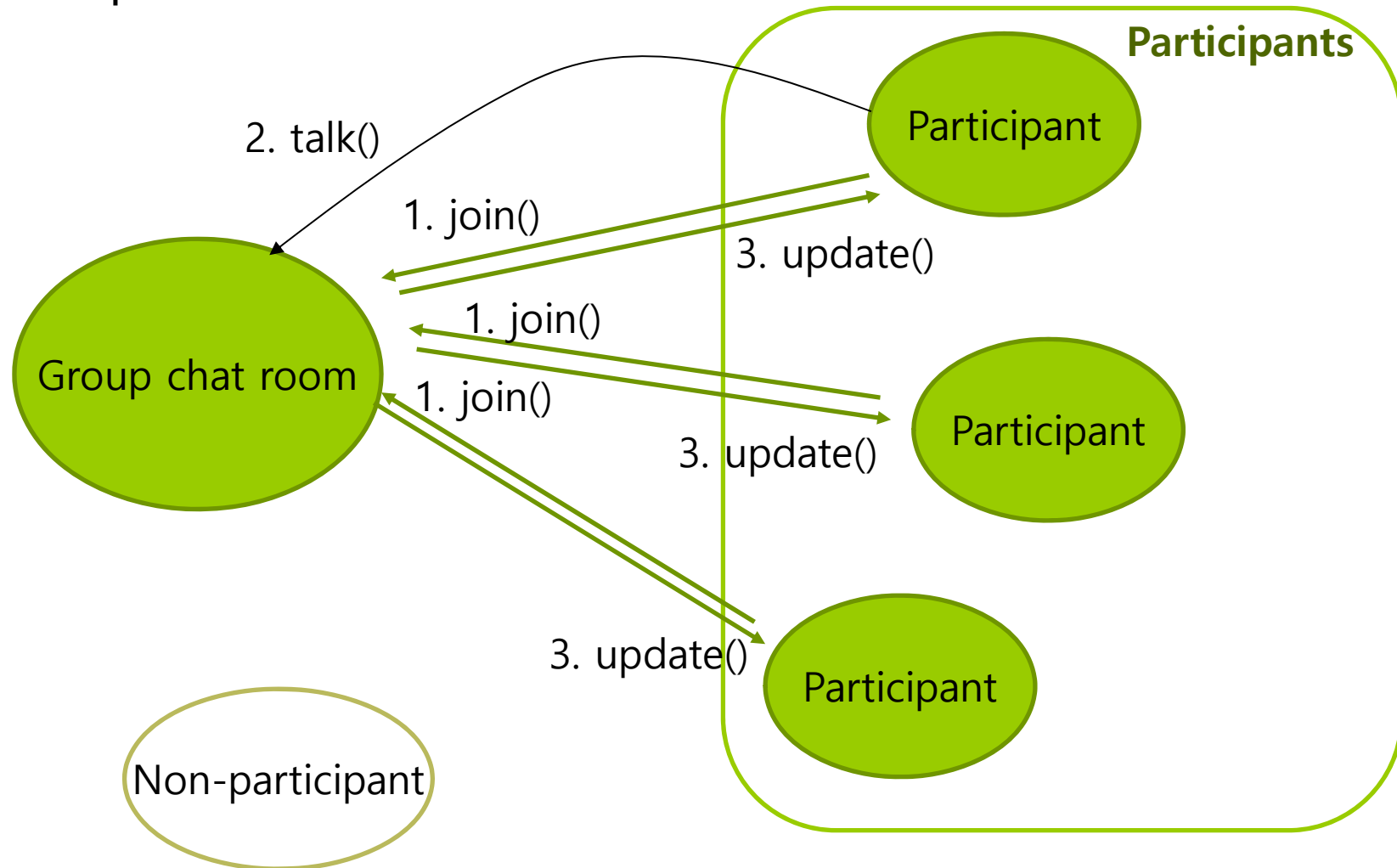
Observer Pattern

□ Newsletter



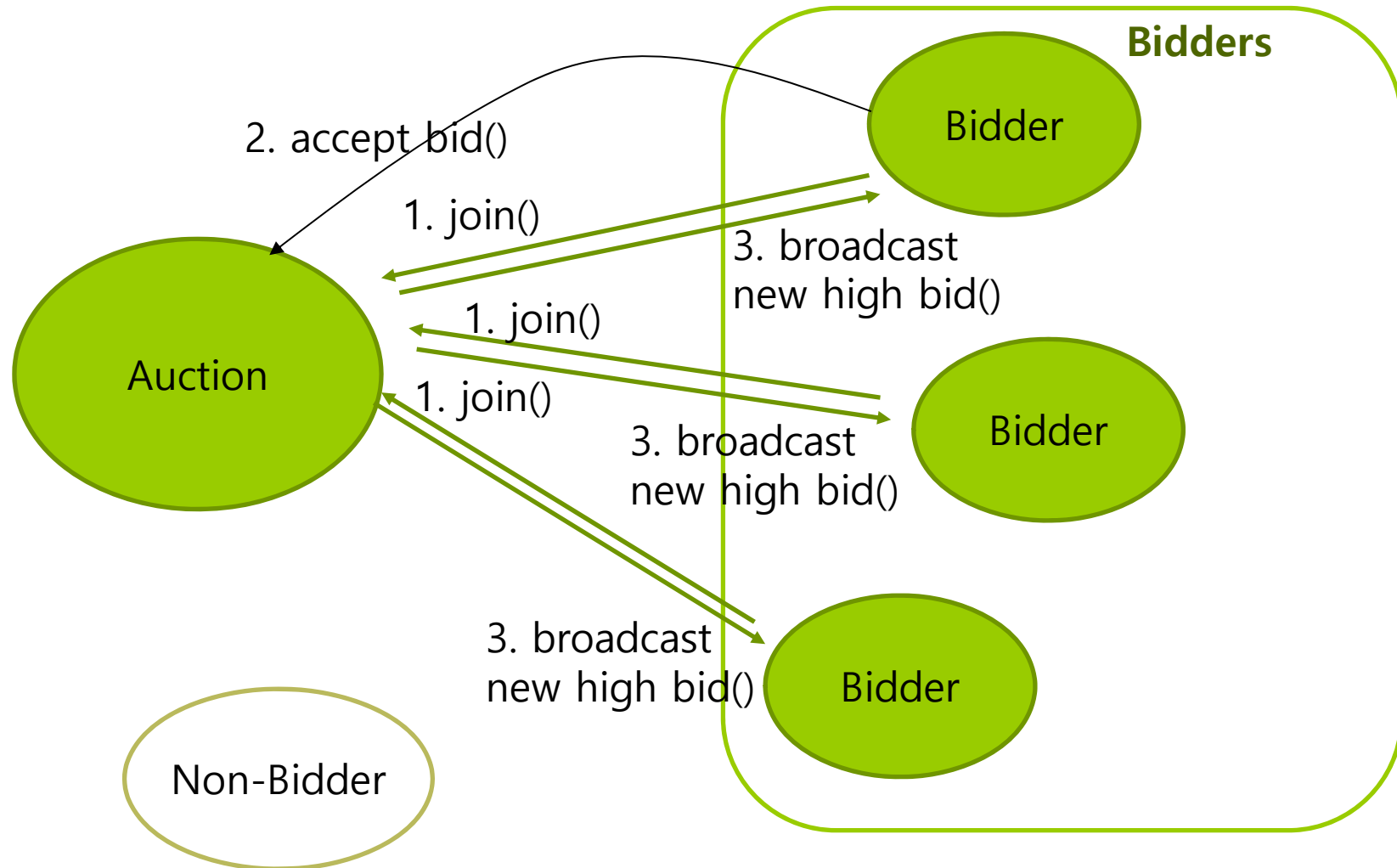
Observer Pattern

□ Group chat room



Observer Pattern

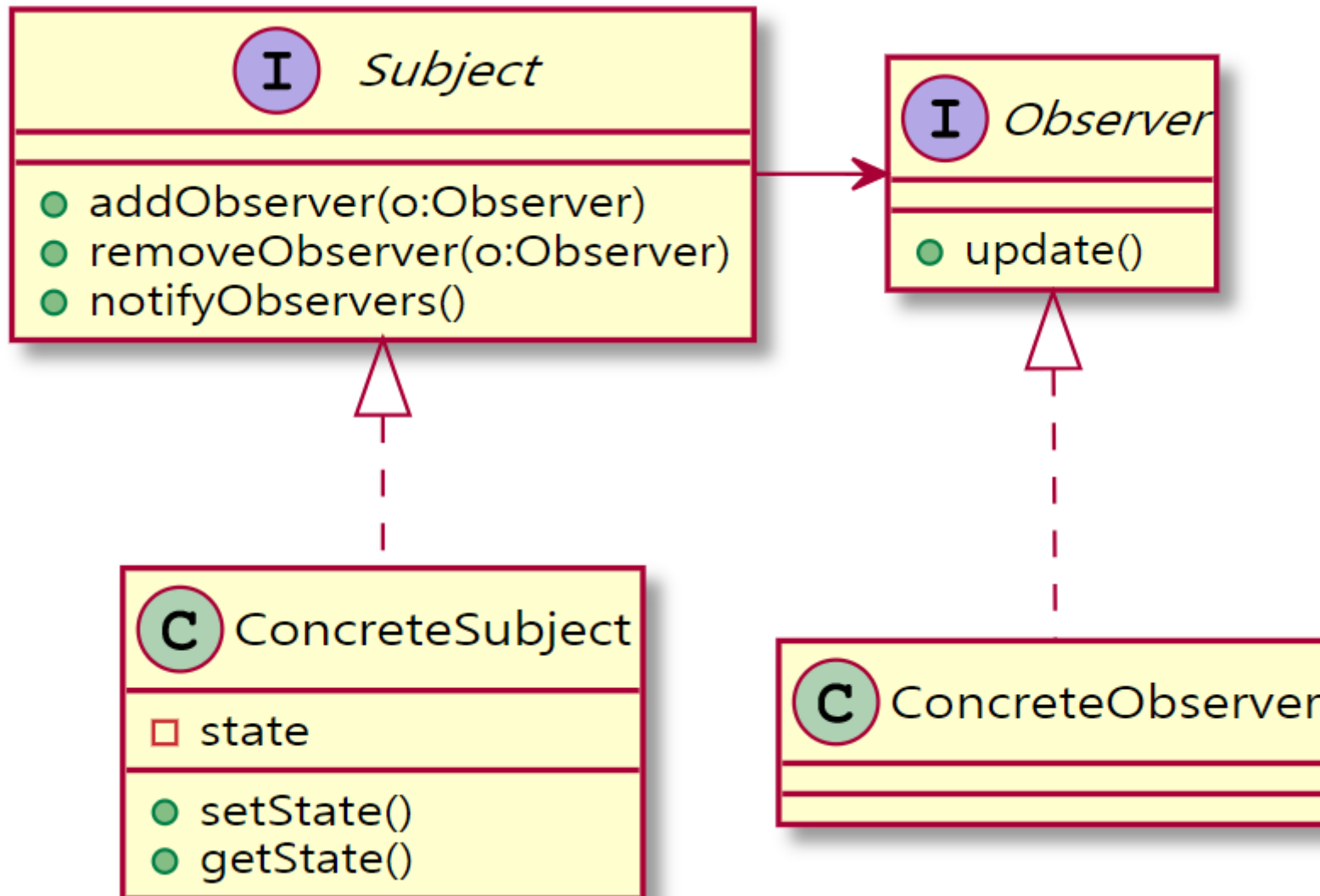
□ Auction



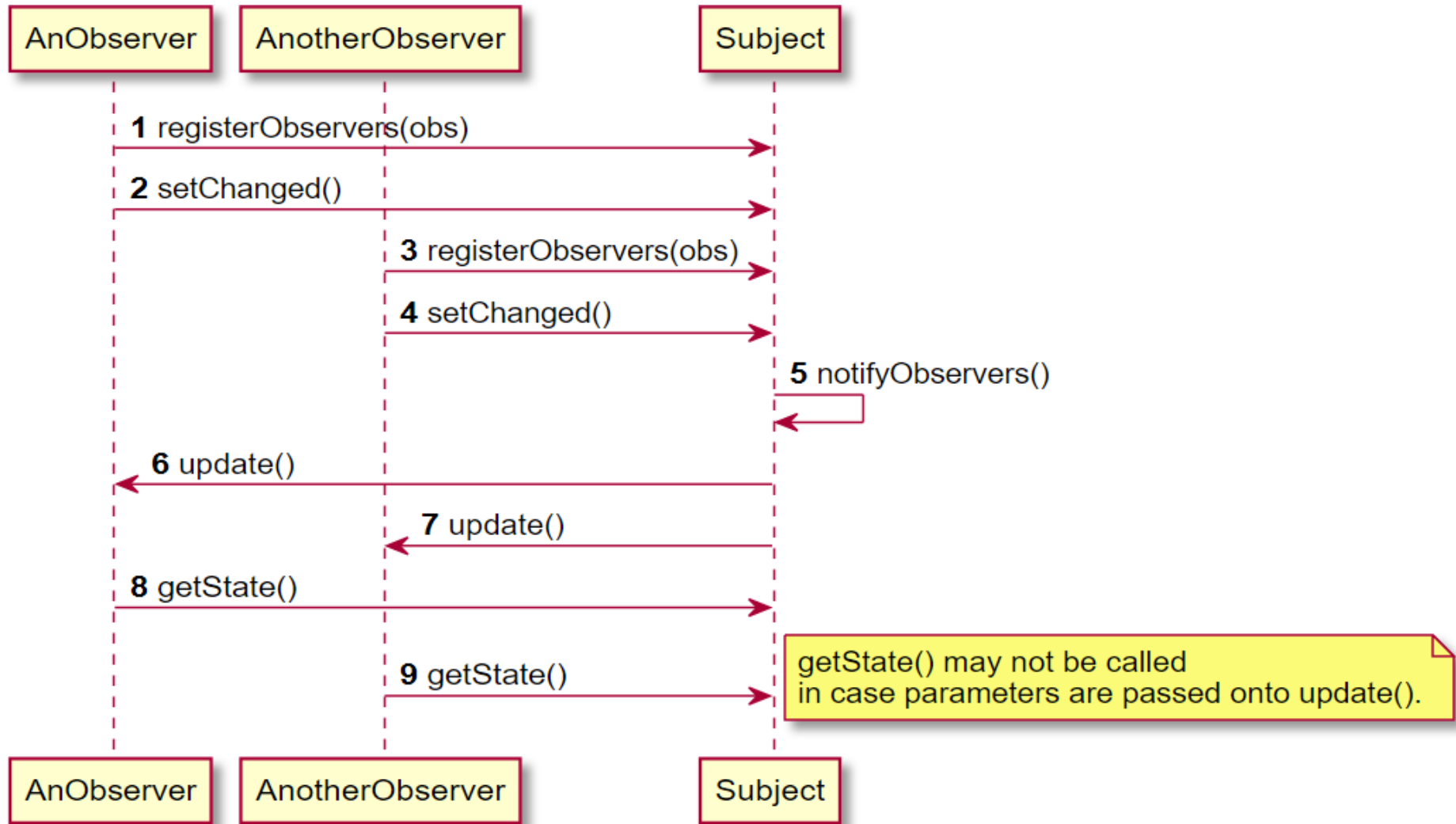
Observer Pattern

	Description
Pattern	Observer
Problem	Information update in 1:n dependency relationship
Solution	Register observers, notify them when information changes, so that they can automatically update.
Result	Loose coupling , Scalability

Observer Pattern



Observer Pattern

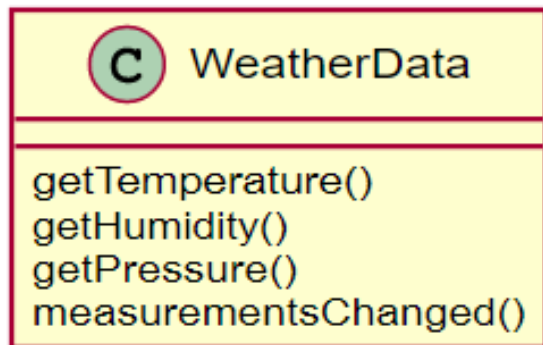


Weather Monitoring (HFDP Ch. 2)

- Weather Monitoring (HFDP Ch. 2)
 - Construction of Weather-O-Rama Inc's next generation Internet-based Weather Monitoring Station
 - WeatherStation : equipment that collects meteorological information
 - WeatherData object : object that tracks data coming from a weather station
 - 3 Different Displays:
 - Current conditions (temperature, humidity, and pressure)
 - Weather statistics (average, min, max weather data)
 - Simple Forecasts (weather forecast)

Weather Monitoring (HFDP Ch. 2)

- ❑ The information provider continuously measures and collects temperature, humidity, and pressure.
- ❑ WeatherData Class



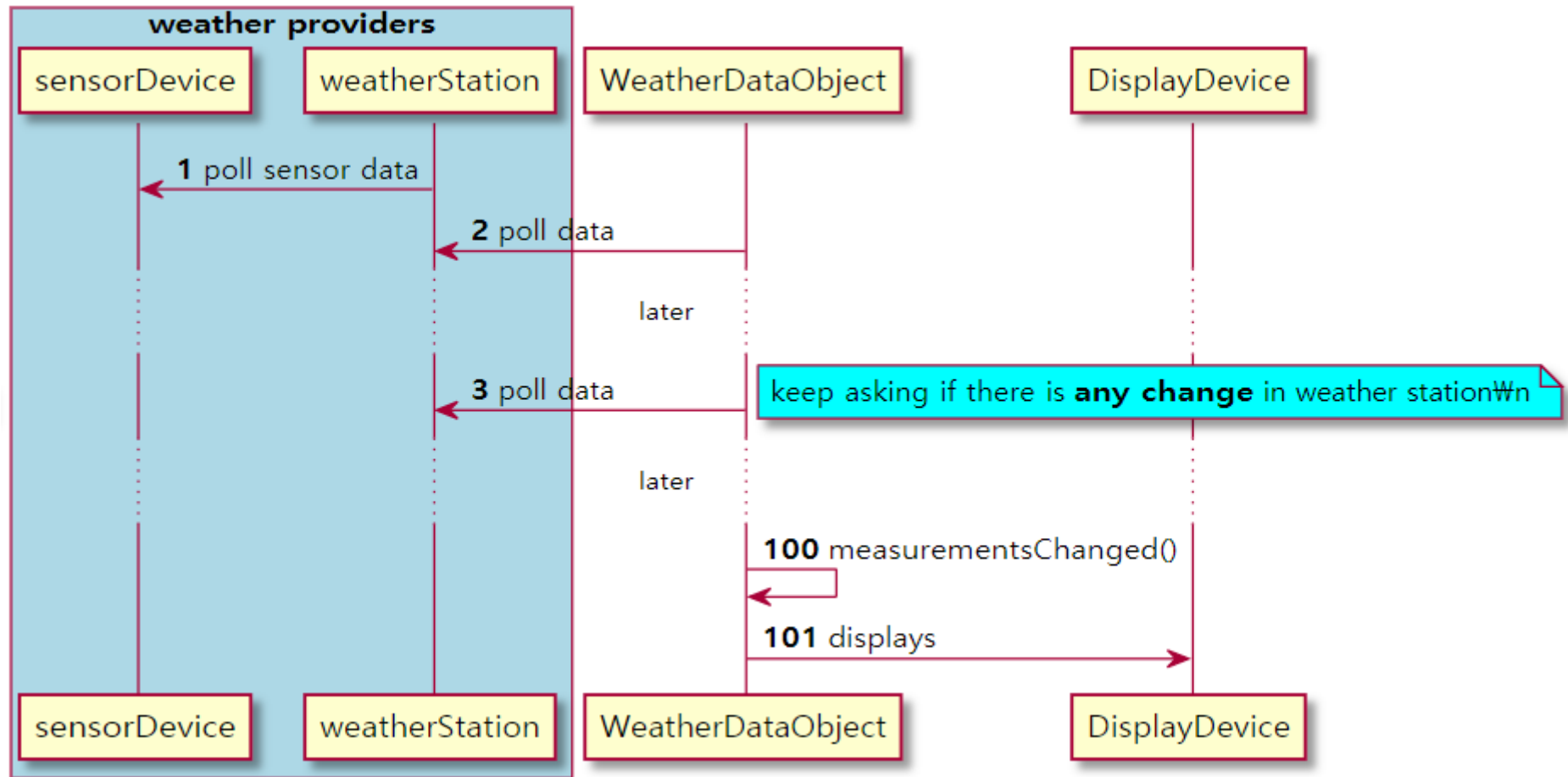
getTemperature(), getHumidity(),
getPressure() methods return the
most recent weather measurements

- The **measurementsChanged()** method is called any time **new** weather measurement **data** is available.
- We need to implement *3 display elements* that use the weather data: *a current condition display, a statistics display, and a forecast display.*

Weather Monitoring (HFDP Ch. 2)

```
// WeatherData.java
public void measurementsChanged() {
    // grab the most recent measurements
    float temp = getTemperature();
    float humidity = getHumidity();
    float pressure = getPressure();
    // update the displays
    currentConditionsDisplay.update(temp,
                                    humidity, pressure);
    statisticsDisplay.update(temp, humidity,
                             pressure);
    forecastDisplay.update(temp, humidity,
                           pressure);
}
```

Weather Monitoring (HFDP Ch. 2)



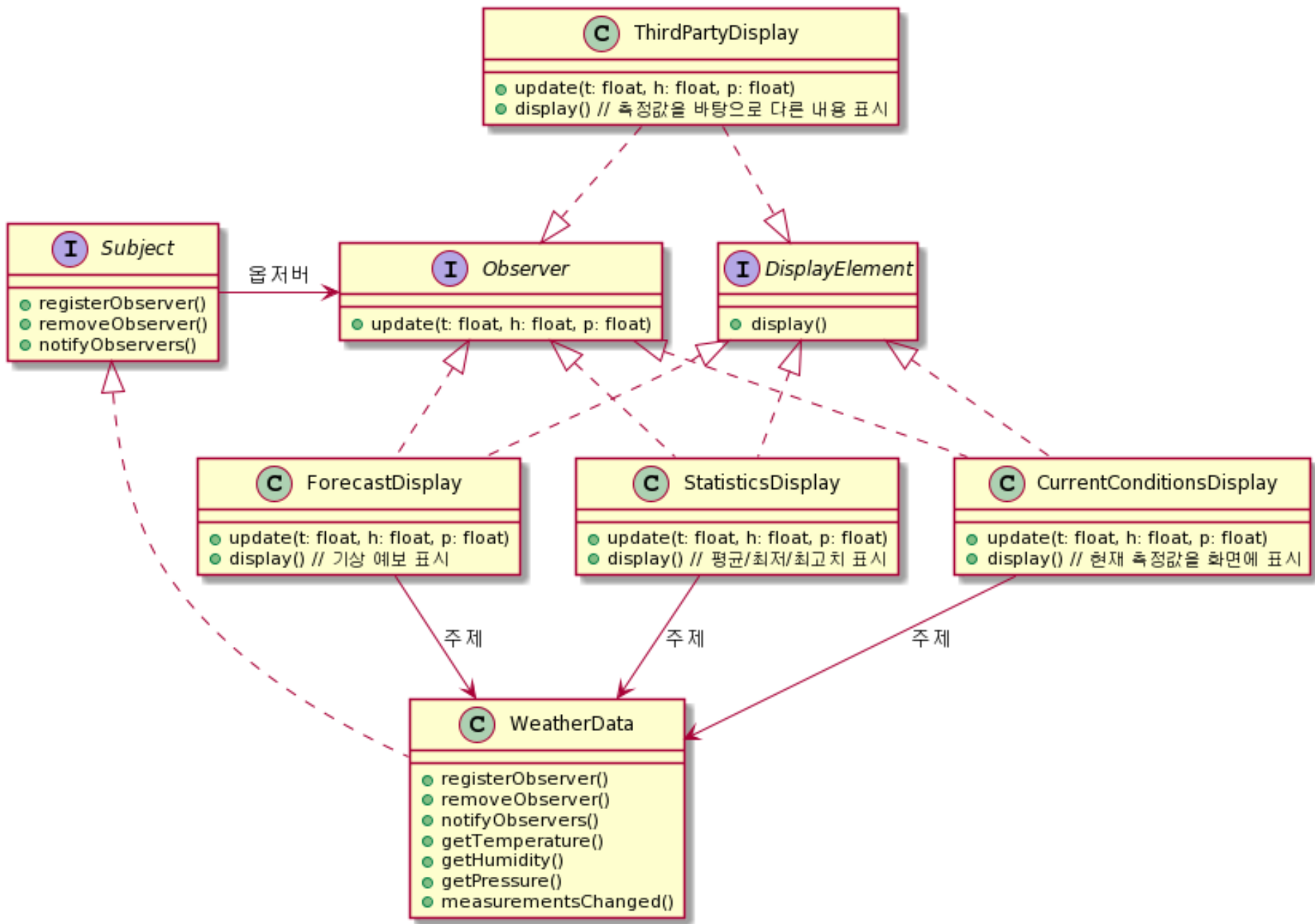
Weather Monitoring (HFDP Ch. 2)

□ Problem

- The **measurementsChanged()** method uses concrete objects such as `currentConditionsDisplay`, `statisticsDisplay`, `forecastDisplay`, and hence we need to modify this method in order to add new display or remove an existing display.
- **Area of change**, we need to **encapsulate** this.

Loose Coupling

- When two objects are **loosely coupled**, they can interact but have very little knowledge of each other.
- The observer pattern provides an object design where subjects and observers are loosely coupled.
 - The only thing Subject knows about Observer is that it implements a specific interface (you don't need to know what the actual class that implements Observer is)
 - We can add or remove new observers at any time (even while execution)
 - We never need to modify the subject to add new types of observers.
 - We can **reuse subjects and observers independently** of each other.



Weather Monitoring (HFDP Ch. 2)

- Using non-generic ArrayList

```
// Subject.java
public interface Subject {
    void registerObserver(Observer o);
    void removeObserver(Observer o);
    void notifyObservers();
}
```

```
// Observer.java
public interface Observer {
    void update(float temperature,
               float humidity,
               float pressure);
}
```

```
// WeatherData.java
import java.util.*;

public class WeatherData implements Subject {
    private ArrayList observers;
    private float temperature;
    private float humidity;
    private float pressure;
    public WeatherData() {
        observers = new ArrayList();
    }
    public void registerObserver(Observer o) {
        observers.add(o);
    }
    public void removeObserver(Observer o) {
        int i = observers.indexOf(o);
        if (i >= 0) {
            observers.remove(i);
        }
    }
}
```

Weather Monitoring (HFDP Ch. 2)

```
public void notifyObservers() {
    for (Observer observer : this.observers) {
        observer.update(temperature, humidity,
pressure);
    }
}

public void measurementsChanged() {
    notifyObservers();
}

public void setMeasurements(float temperature,
                             float humidity, float pressure) {
    this.temperature = temperature;
    this.humidity = humidity;
    this.pressure = pressure;
    measurementsChanged();
}
```

Weather Monitoring (HFDP Ch. 2)

```
public float getTemperature() {  
    return temperature;  
}  
  
public float getHumidity() {  
    return humidity;  
}  
  
public float getPressure() {  
    return pressure;  
}  
}
```

Weather Monitoring (HFDP Ch. 2)

```
// DisplayElement.java
public interface DisplayElement {
    void display();
}
```

```
// CurrentConditionsDisplay.java
public class CurrentConditionsDisplay implements
    Observer, DisplayElement {
    private float temperature;
    private float humidity;
    private Subject weatherData;
}
```



```
public CurrentConditionsDisplay(
    Subject weatherData) {
    this.weatherData = weatherData;
    weatherData.registerObserver(this);
}

public void update(float temperature,
    float humidity,
    float pressure) {
    this.temperature = temperature;
    this.humidity = humidity;
    display();
}

public void display() {
    System.out.println("Current conditions: "
        + temperature + "F degrees and " + humidity
        + "% humidity");
}
}
```

Weather Monitoring (HFDP Ch. 2)

```
// WeatherStation.java
import java.util.*;

public class WeatherStation {
    public static void main(String[] args) {
        WeatherData weatherData = new WeatherData();
        CurrentConditionsDisplay currentDisplay
            = new CurrentConditionsDisplay(weatherData);
        StatisticsDisplay statisticsDisplay
            = new StatisticsDisplay(weatherData);
        ForecastDisplay forecastDisplay
            = new ForecastDisplay(weatherData);
        weatherData.setMeasurements(80, 65, 30.4f);
        weatherData.setMeasurements(82, 70, 29.2f);
        weatherData.setMeasurements(78, 90, 29.2f);
    }
}
```

Weather Monitoring (HFDP Ch. 2)

- Using generics ArrayList

```
package headfirst.observer.weather;

import java.util.*;

public class WeatherData implements Subject {
    private ArrayList<Observer> observers;
    private float temperature;
    private float humidity;
    private float pressure;

    public WeatherData() {
        observers = new ArrayList<Observer>();
    }
    public void registerObserver(Observer o) {
        observers.add(o);
    }
}
```

Weather Monitoring (HFDP Ch. 2)

```
public void removeObserver(Observer o) {
    int i = observers.indexOf(o);
    if (i >= 0) observers.remove(i);
}
public void notifyObservers() {
    for (int i = 0; i < observers.size(); i++) {
        Observer observer = observers.get(i);
        observer.update(temperature, humidity,
pressure);
    }
    /*for (Observer observer : this.observers) {
observer.update(temperature, humidity, pressure);
    }*/
    /* for (Iterator<Observer> it =
        this.observers.iterator(); it.hasNext();) {
        Observer observer = it.next();
observer.update(temperature, humidity, pressure);
    }*/
}
```

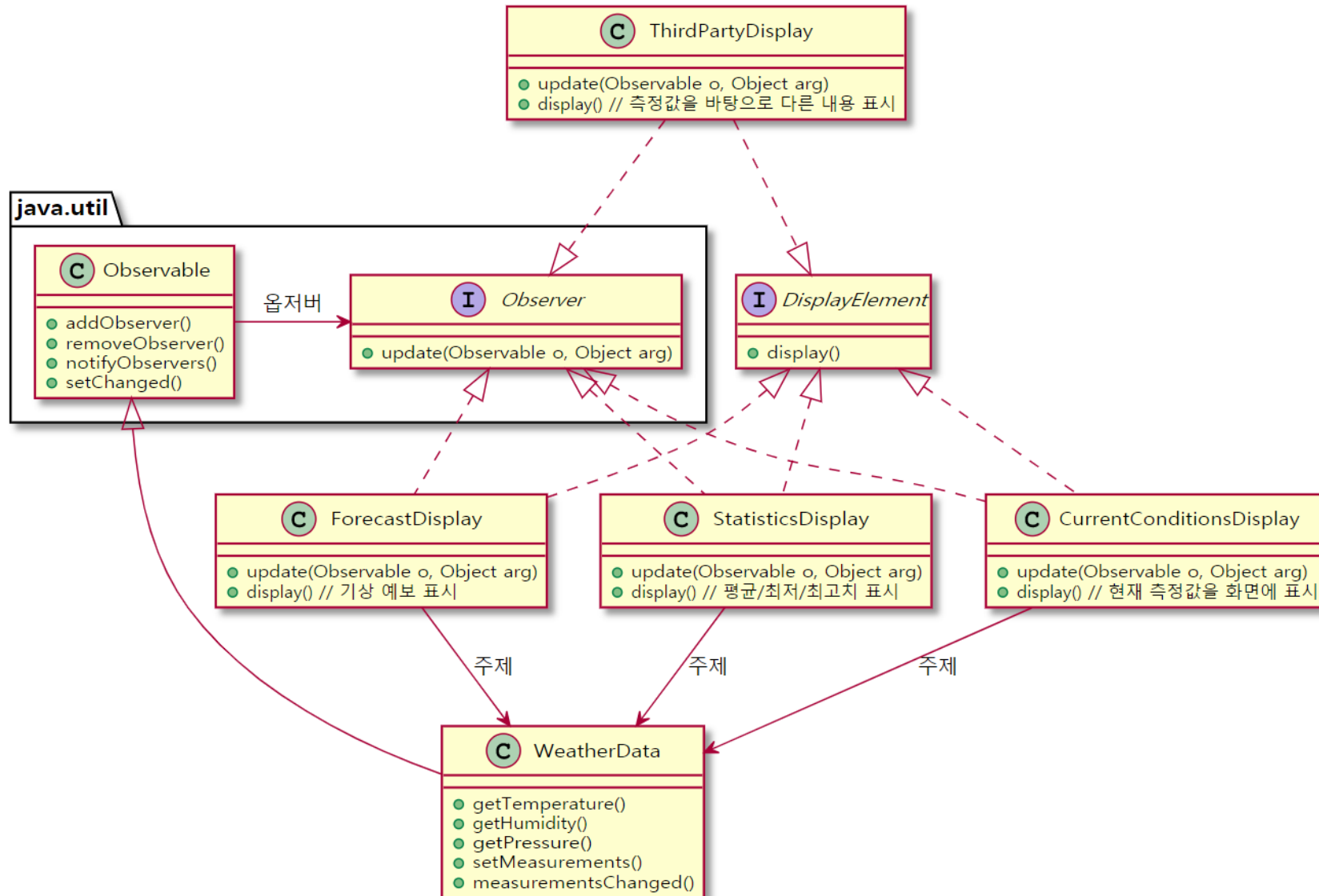
Weather Monitoring (HFDP Ch. 2)

```
public void measurementsChanged() {
    notifyObservers();
}
public void setMeasurements(float temperature,
                            float humidity, float pressure) {
    this.temperature = temperature;
    this.humidity = humidity;
    this.pressure = pressure;
    measurementsChanged();
}
public float getTemperature() {
    return temperature;
}
public float getHumidity() {
    return humidity;
}
public float getPressure() {
    return pressure;
}
}
```

Weather Monitoring (HFDP Ch. 2) – Java

- Use `java.util.Observable/java.util.Observer`
 - Warning: Deprecated (since Java 9)
 - How an object becomes an Observer
 - Call the Observable's `addObserver()` method after implementing the Observer interface
 - How to push notifications in Observables
 - First, call the `setChanged()` method to notify that the object's state has changed.
 - Secondly, call the `notifyObservers()` or `notifyObservers(Object arg)` method to notify the observers
 - How the Observer gets informed
 - Implement the `update(Observable o, Object arg)` method

Weather Monitoring (HFDP Ch. 2) – Java



```
import java.util.*;

public class WeatherData extends Observable {
    private float temperature;
    private float humidity;
    private float pressure;

    public WeatherData() { }
    public void measurementsChanged() {
        setChanged(); // state changed
        notifyObservers(this);
    }
    public void setMeasurements(float temperature,
                                float humidity, float pressure) {
        this.temperature = temperature;
        this.humidity = humidity;
        this.pressure = pressure;
        measurementsChanged();
    }
}
```


Weather Monitoring (HFDP Ch. 2) – Java

```
public float getTemperature() {  
    return temperature;  
}  
public float getHumidity() {  
    return humidity;  
}  
public float getPressure() {  
    return pressure;  
}  
}
```

Weather Monitoring (HFDP Ch. 2) – Java

```
// CurrentConditionsDisplay.java
public class CurrentConditionsDisplay implements
    Observer, DisplayElement {
    private float temperature;
    private float humidity;
    private Observable weatherData;

    public CurrentConditionsDisplay(
        Observable weatherData) {
        this.weatherData = weatherData;
        this.weatherData.addObserver(this);
    }
}
```

Weather Monitoring (HFDP Ch. 2) – Java

```
public void update(Observable o, Object arg) {
    if (arg instanceof WeatherData) {
        WeatherData wd = (WeatherData) arg;
        this.temperature = wd.getTemperature();
        this.humidity = wd.getHumidity();
        display();
    }
}

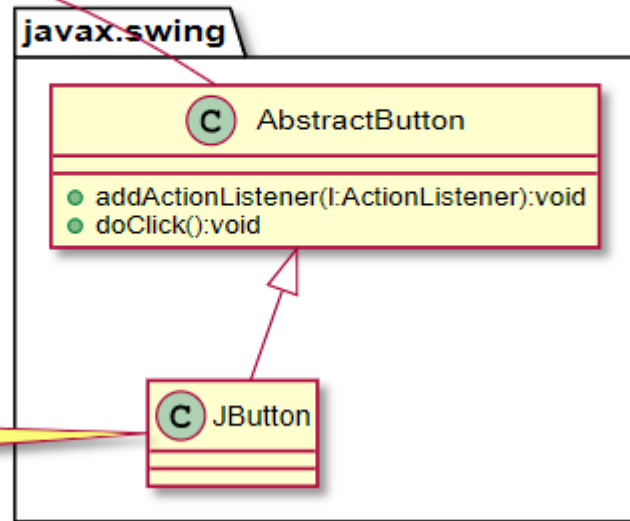
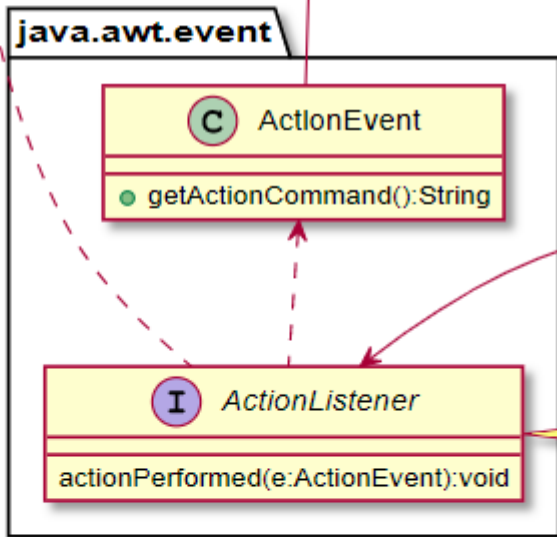
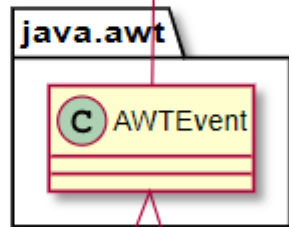
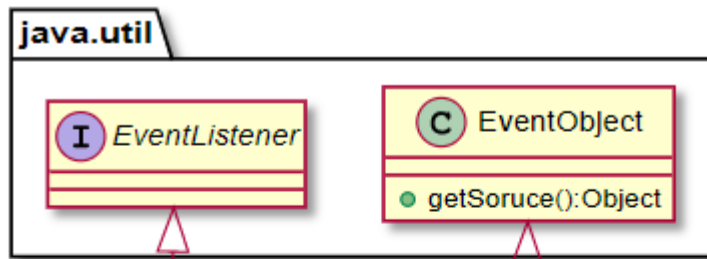
public void display() {
    System.out.println("Current conditions: "
        + temperature + "F degrees and " + humidity
        + "% humidity");
}
}
```

Weather Monitoring (HFDP Ch. 2) – Java

- ❑ Problem with `java.util.Observable/java.util.Observer`
 - `java.util.Observable` is a class, not an interface
 - That is, classes that should be inherited from other classes cannot be inherited from `Observables`.
 - The `setChanged()` method is protected. It is not a problem because it can be used only if it is inherited from `Observable` anyway, but it violates the design principle of using composition rather than inheritance.
 - Deprecated since Java 9 (not recommend to use it)

Java Swing ActionListener

- ❑ Swing JButton is Observable (Subject)
- ❑ addActionListener() method in AbstractButton, which is the parent class of JButton.
 - Swing's event listener is an Observer
- ❑ When a JButton event occurs, it calls actionPerformed() method of listener registered in JButton.



'Observer'

'Observable'



Java Swing ActionListener

```
public class SwingObserverFrame extends JFrame {
    public static void main(String[] args) {
        new SwingObserverFrame();
    }

    public SwingObserverFrame() {
        JButton button = new JButton("정말 해도 될까?");
        button.addActionListener(new AngelListener());
        button.addActionListener(new DevilListener());
        button.addActionListener(event ->
            System.out.println("할지 말지 고민이네~"));
        this.getContentPane().add(
            BorderLayout.CENTER, button);
        this.setSize(200, 200);
        this.setVisible(true);
    }
}
```

Java Swing ActionListener

```
class AngelListener implements ActionListener {
    public void actionPerformed(ActionEvent event) {
        System.out.println("안돼. 분명 나중에 후회할거야");
    }
}

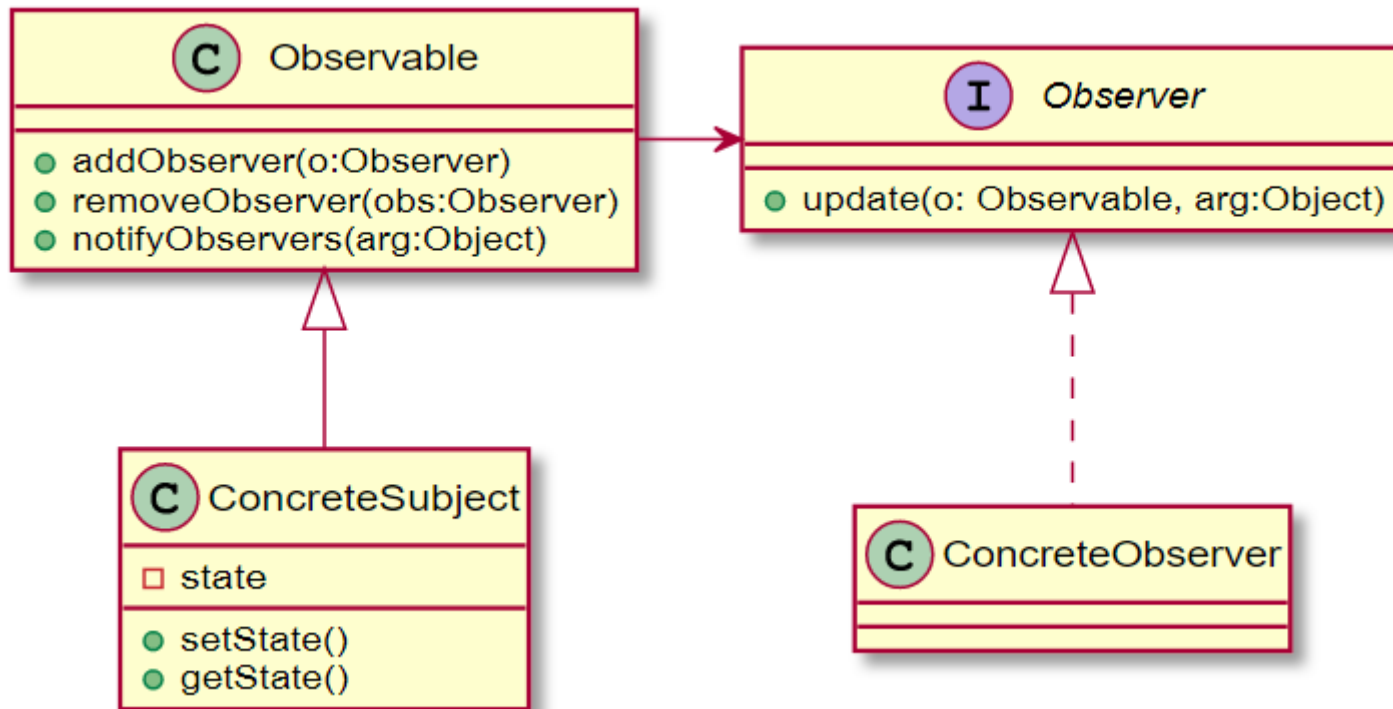
class DevilListener implements ActionListener {
    public void actionPerformed(ActionEvent event) {
        System.out.println("당연하지. 그냥 저질러 버려!");
    }
}
```


Observer Pattern

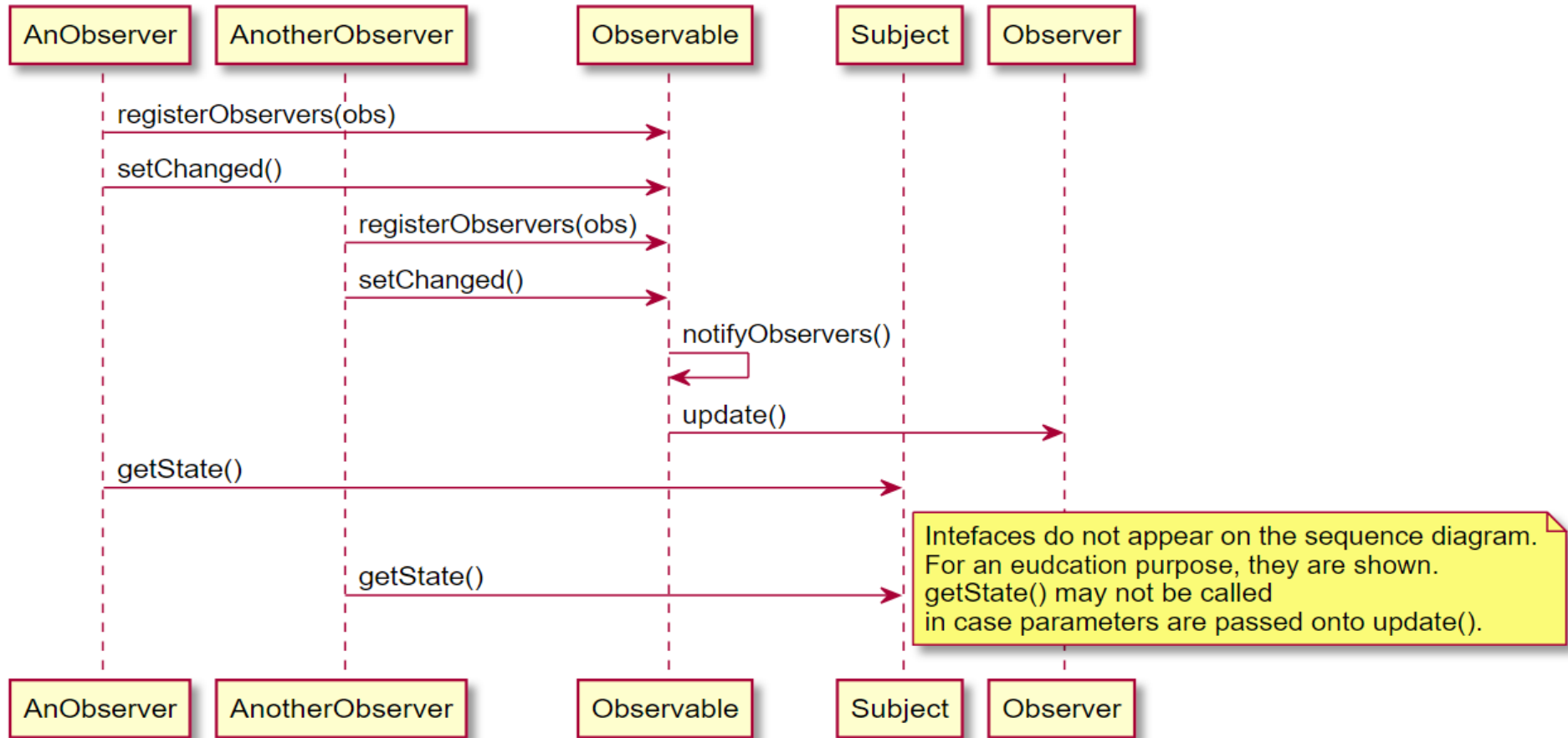
□ Design

- **Interface Segregation Principle (ISP)**
- Concrete class inheritance
- Client inherits after using abstract class rather than concrete class
- **Subject**
 - Notify when status changes (**notify**)
 - Pre-register observers to be notified (**register**)
 - Also known as **Observable** or **Publisher**
- **Observer**
 - Update new information when the status of the information provider changes (**update**)
 - Also known as **Subscriber**

Observer Pattern



Observer Pattern



Observer Pattern

